

Drywall TaperPainter (Northwestern Twin Cities)



Location Minnesota
<https://www.genclassifieds.com/x-730162-z>













Hi my name is Travis and I am very well in tune with the drywall business. One thing that sets me apart from all of the other tapers out there is the fact that I have taken the necessary schooling needed and provided in this day in age. Many journeymen out there that have been doing this type of work for a substantial amount of time have not had the proper training and experience with the new products and materials accessible out there right now and are mostly set in there ways about doing things in their everyday repertoire. I had attended the IUPAT DC #82 building in Little Canada for 2 1/2 years and I learned a decent amount of information from three different teaching instructors. During this first six years of my young career it was my goal as the new apprentice to surpass the competition through a struggling economy. I had the benefit of working for a smaller union company that housed a skilled family of stubborn tapers that excepted nothing short of perfection which had an effect on how I carry my work today. I have been through many aspects of the drywall trade and I like to think it shows. I always treat every job as if it was my own home and perfection is always my goal. Long story short I love my job and I'm very good at it. I'm not scared of work and I've been known to overkill. If its a Band Aid you require for your project I'm not your guy.. I tend to give it the full surgery.

I offer free estimates and I have carpenters readily available if needed. Thank you for your time and consideration

Travis - (cell)

Feel free to find me on Facebook @ Soden's Mudslingers, I'll be your friend!

 https://www.genclassifieds.com/x-730162-z Drywall TaperPainter (Northwestern Twin Cities)	 https://www.genclassifieds.com/x-730162-z Drywall TaperPainter (Northwestern Twin Cities)	 https://www.genclassifieds.com/x-730162-z Drywall TaperPainter (Northwestern Twin Cities)	 https://www.genclassifieds.com/x-730162-z Drywall TaperPainter (Northwestern Twin Cities)	 https://www.genclassifieds.com/x-730162-z Drywall TaperPainter (Northwestern Twin Cities)	 https://www.genclassifieds.com/x-730162-z Drywall TaperPainter (Northwestern Twin Cities)	 https://www.genclassifieds.com/x-730162-z Drywall TaperPainter (Northwestern Twin Cities)	 https://www.genclassifieds.com/x-730162-z Drywall TaperPainter (Northwestern Twin Cities)	 https://www.genclassifieds.com/x-730162-z Drywall TaperPainter (Northwestern Twin Cities)	 https://www.genclassifieds.com/x-730162-z Drywall TaperPainter (Northwestern Twin Cities)
---	--	--	--	---	--	--	--	--	--

information below should help the average person understand the cost of drywall work. Understanding the process of estimating drywall work may help prepare you to accept or reject a drywall contractor's quoted price. We'll discuss two types of jobs, large drywall jobs and small patches or remodels.

Estimating large drywall jobs

First let us discuss remodel or construction projects that are more than just one or two rooms, those requiring more than 50 sheets of drywall. Most contractors will price these based on their standard square footage rate. The first thing they will do is determine how many sheets of drywall will be needed for the entire project. Contractors have various methods of estimating total sheet count, but for the average person the most accurate way is to measure all the walls and ceilings and figure the total square footage of the area to be covered with drywall. Do not take out areas for windows and doors unless they are more than 50% of the area in question. You will have scrap waste from window and door areas but you need to buy the same amount of drywall regardless and cut out window openings and doorways.

15' by 15' room with 8'ceilings

Wall A 15'x8'=120ft²

Wall B 15'x8'=120ft²

Wall C 15'x8'=120ft²

Wall D 15'x8'=120ft²

Ceiling 15'x15'=225ft²

Total Square Footage 705ft²

You can then take your total square footage number for the entire job and multiply this by the contractor's square footage rate. Labor prices vary from state to state and city to city. Prices for both hanging and taping drywall labor can range from 40 cents per square foot to 80 cents per square foot not including material. You should expect to pay more in labor for rooms with high ceilings, tricky angles, or decorative soffits. Don't expect to get these square footage rates for a one room job or small remodel. Most Contractors will not quote based on their standard footage rates unless the job is more than fifty sheets. The example above of a 15' x 15' room, requiring only 16 or 17 sheets of drywall, would not receive the square footage quote unless it is part of a house with three or four rooms this size.

Contractors have different square footage rates for labor based on their company and it's ability. For material costs only, you should expect an estimate of 30 to 33 cents per square foot. Contractors may have local area drywall supply stores from whom they order material. Some however chose to use "The Home Depot" or "Lowes" since these big box stores have prices very competitive to that of local material supply shops. Material supply shops may offer discounts to contractors to court their business, but there is quite a bit of competition in the market now so most prices for material average around 30 to 33 cents per square foot.

How do you estimate small drywall jobs?

Small jobs may refer to a kitchen or bathroom remodel, or any one room renovation. Most contractors will determine the amount of material needed for the job and then figure how many days it will take them to finish the project. This of course is a very objective decision that sometimes comes down to more or less a guess by the contractor based on his previous experience. What you should keep in mind is that each journeyman tradesman on the job will probably expect to make between \$200 and \$300 per day. Helpers who are not as skilled will not make the same wage but they will expect ten to fifteen dollars per hour. Because of these wage expectations, a small remodel job will quote at a much higher square footage rate than an entire house.

For example, the work cited above requires only 16 to 17 sheets of drywall. However, it would take at least three days of labor to hang, tape and texture this one room project. Using a square foot rate of \$1 per square foot, this job would only cost \$705 for both, labor and material. Material costs being about \$300 would leave only \$400 for labor. For a good quality journeyman to spend 3 or more days for both hanging and finishing, \$400 is not going to be quite enough. Therefore, depending on the style of texture and other features, this project will probably cost between \$900 and \$1,000.

Get more than one quote.

In any situation it is good practice to do research on companies and get more than one quote. A minimum of three quotes on any one job will give you a good feeling for the local prices. More important than simply trying to find the cheapest price, speaking with more than one company allows you learn more about your project than you may have known to start. One company may recommend something that another company had not considered. Also, by speaking to more than one company you can get a feel for who may be more reliable. The best and most reliable contractor may not always be the cheapest but his experience may help you avoid unnecessary hassle and headache. Use your judgment when deciding who to hire as it can make a big difference in the details of the finished product. Using others' references is a good way to judge a company. A company's reputation is best appreciated after they finish a project and hard to grasp beforehand. Therefore, it is good to talk to those who have used the companies in question to see what their entire experience with these companies has been.

In summary, for material and labor you can expect to pay from 70 to 125 cents per square foot of area that needs to be covered with drywall, maybe more for very high ceilings and difficult features. For smaller jobs that are less than forty sheets expect \$200 to \$300 per journeyman worker per day plus the cost of material.