

x00241578 1br (8142 USD)



Location **Washington**
<https://www.genclassifieds.com/x-373523-z>

The Village At Beardslee Crossing

****Call our Leasing Consultant****
for more info...

View More Photos and
 Floor Plan Graphic / Vacancy Details!

See link below for more information.

<http://www.TheVillageAtBeardsleeCro.HomeSearchCL.com/f/q3/uj/1x1b.html?i=FQ3UJ&r=cl>

The Village At Beardslee Crossing











Call Now: *
 19115 112th Avenue NE, Bothell, WA 98011

"1x1 B", 1 bed/1 bath, 814 sqft, Flat/Single Level

The Village at Beardslee Crossing is a perfectly situated and energized community of shops, restaurants, office space and sophisticated apartment homes. Choose from comfortable, convenient, stylishly finished and fully roofed 1, 2 and 3 bedroom apartment homes. Located in the heart of the Village, you can walk to the Village's 100+ shops, restaurants, pubs, retail stores, shops, and more. Employers, schools, outdoor recreation facilities, you name it, you're never far from it.

With over 50,000 Sq ft. of retail commercial space including over 18 different restaurants, shops and services located right in The Village you may never leave! Step across the road to celebrity Chef John Howie's Beardslee Ale House, the coffee shop or any of the other Village shops, restaurants and amenities.

Interior Features

 <p>https://www.genclassifieds.com/x-373523-z</p> <p>x00241578</p> <p>1br</p>	 <p>https://www.genclassifieds.com/x-373523-z</p> <p>x00241578</p> <p>1br</p>	 <p>https://www.genclassifieds.com/x-373523-z</p> <p>x00241578</p> <p>1br</p>	 <p>https://www.genclassifieds.com/x-373523-z</p> <p>x00241578</p> <p>1br</p>	 <p>https://www.genclassifieds.com/x-373523-z</p> <p>x00241578</p> <p>1br</p>	 <p>https://www.genclassifieds.com/x-373523-z</p> <p>x00241578</p> <p>1br</p>	 <p>https://www.genclassifieds.com/x-373523-z</p> <p>x00241578</p> <p>1br</p>	 <p>https://www.genclassifieds.com/x-373523-z</p> <p>x00241578</p> <p>1br</p>	 <p>https://www.genclassifieds.com/x-373523-z</p> <p>x00241578</p> <p>1br</p>	 <p>https://www.genclassifieds.com/x-373523-z</p> <p>x00241578</p> <p>1br</p>
---	--	--	--	---	--	--	--	--	--

- â€¢ Stainless Steel Appliances
- â€¢ Private Patios/Balconies in Select Homes
- â€¢ Granite Counters in Kitchens and Bathrooms
- â€¢ Washers and Dryers in All Apartments
- â€¢ Hardwood Style Flooring in Kitchens and Bathrooms
- â€¢ Refined, Modern Carpet Selections

* Community Amenities*

- â€¢ Residential Clubroom with Billiards and an Outdoor Plaza
- â€¢ Controlled Access Parking
- â€¢ Pet Friendly
- â€¢ Ten Transit Routes Within Walking Distance
- â€¢ Bike Storage and Residential Storage
- â€¢ Retail and Commercial Within the Community

The Village at Beardslee Crossing AREA INFO

Current Neighborhood Walk Score: Walk Score 51 | Transit Score 40

Available Transit: Community Transit Route 105 and 106, Metro Transit Route 238, 312, 931, 372, easy access to I-405, I-5, Sound Transit Route 522 and 535

Nearby Places of Business: North Creek Business Park, City of Woodinville, Boeing, Google, Microsoft, Molbaks, The Korum Group, Ltd, UPS, AT&T, Philips Medical Systems, Iverson Genetics Diagnostics, Ekos Corporation, Halo Source, Vetafore. Inc, The Seattle Times, Amazon, Home Depot, Bothell Pet Hospital, Molbaks, Bothell High School, Alderwood Mall, Staples, CFO2GO

Nearby Shopping, Dining & Entertainment: Alexa's Cafe, Outdoor Concerts at Chateau Ste. Michelle, Movies at AMC Woodinville 12, close to the famous Herb Farm and Barking Frog Fine Dining, Preservation Kitchen Fine Dining, Uma Thai Cuisine, Redhook Brewery, Wayne Public Golf Course, Alderwood Mall just a short distance away.

School District: Northshore

Higher Education: Cascadia Community College, UW Bothell

Nearby Education: Edmonds Community College

Parks & Recreation: The Park at Bothell Landing, Bloomberg Park Hill, North Creek Sports Field, Cedar Grove Park, Blyth Park, Bothell Sammamish River Trail, Burke Gilman Trail, Brackets Landing, Conifer

View Park

Groceries: Albertsons (2 mi), Costco (2.1 mi), QFC 1mi, Grocery outlet (2.2 mi), Top Food (1.8 mi)

Banking: Chase (1 mi), Wells Fargo (1½ mi), Banner Bank (.08 mi)

Building Info: Mixed Use; Retail & Residential, New Luxury, Territorial Views

Other Area Descriptors: Hipster, Hot Trendy, Tech Savvy, Modern, Contemporary, Bars, Restaurants, Night Life, Shopping, Retail

Bothell Area Description: Bothell is the perfect gateway location to all directions of Puget Sound. Located near I-405 you can travel to the East Side's technology centers of Kirkland and Bellevue while avoiding all bridge traffic typically endured by those living in Seattle neighborhoods. I-405 quickly connects with I-5 serving both Seattle to the south and Everett to the north. Perfect for Downtown Seattle or Boeing commuters.

Adjacent Neighborhoods: Woodinville, Kirkland, Kennmore, Alderwood

Nearby Neighborhoods: Everett, Lynnwood, Mill Creek, Totem Lake, Bellevue, Redmond

Â

The monthly rental price stated on Craigslist is accurate at the time or post.
Please call to verify all pricing and availability as it may be subject to change daily.

EHO / Equal Housing Opportunity At The Village At Beardslee Crossing

..: :.:-----:..:.. :-----:----- ..:-----.

yTOruof EHO / This Property is an eQUAL houSINg OppORTunity PROvideR pTOrvo aNBgdD ITOr
uTOrup kQJW TTOrcLsxXU rTOrcceK KrqC FTOrbeq TO rplQgE