

# 2013 BMW C600 SPORT (8999 USD)



Location

Utah

<https://www.genclassifieds.com/x-382269-z>

FREE SHIPPING TO THE LOWER 48 STATES ON THIS BIKE, STOCK # 20121013 PLUS SAVE \$1691 WITH A HOT PRICE DROP! ONE LEFT. Enter the ultimate tight quarters high performance scooter from BMW. The C 600 S features dual zone heated seats, heated grips, tire pressure monitoring system, 60 horsepower, shift free transmission, step through ingress, 549 lbs wet weight, ABS, adjustable windscreen, expandable under seat storage, low center of gravity with easy handling, and a world first parking brake activation feature when the side stand is deployed. Three years of warranty and roadside assistance is included so why go with something that does not have this level of equipment and backing? Call Tytler's Cycle to schedule a test ride and discover how accessible and fun this bike really is and you may not give it back!

The city is waiting for you. And for the first BMW Motorrad Maxi-Scooter. The new C 600 Sport is perfect for anyone who is looking for an intelligent mobility solution - and wants to get a feel for the BMW Motorrad experience. The C 600 Sport offers excellent handling and a supreme drive system. The striking design in characteristic BMW style will be sure to attract attention in the city. This is the way to handle urban mobility. A world full of possibilities, adventure and challenges.

You will notice that the C 600 Sport is a genuine BMW the moment you sit on it. A thrilling ride feel is combined with the striking appeal of carefully conceived solutions: the large, variable storage compartment sets impressively high standards in terms of comfort and functionality. And the adjustable windshield gives some idea of why a ride on the C 600 Sport is not just comfortable but a truly sporty

experience. The C 600 Sport gives you a whole new perspective on the world in which you move every

The new C 600 Sport - the talk of the town. Performance/Fuel Consumption Maximum speed: 109 mph

2013 BMW C600 SPORT




2013 BMW C600 SPORT

2013 BMW C600 SPORT

2013 BMW C600 SPORT

2013 BMW C600 SPORT

2013 BMW C600 SPORT



<https://www.genclassifieds.com/x-382269-z>

2013 BMW C600 SPORT

<https://www.genclassifieds.com/x-382269-z>

2013 BMW C600 SPORT

<https://www.genclassifieds.com/x-382269-z>

2013 BMW C600 SPORT

<https://www.genclassifieds.com/x-382269-z>

2013 BMW C600 SPORT

<https://www.genclassifieds.com/x-382269-z>

2013 BMW C600 SPORT

<https://www.genclassifieds.com/x-382269-z>

2013 BMW C600 SPORT

<https://www.genclassifieds.com/x-382269-z>

2013 BMW C600 SPORT

<https://www.genclassifieds.com/x-382269-z>

2013 BMW C600 SPORT

<https://www.genclassifieds.com/x-382269-z>

2013 BMW C600 SPORT

<https://www.genclassifieds.com/x-382269-z>

2013 BMW C600 SPORT

---

Fuel consumption per 100 km at constant 90 km/h: 4.4 L (53 mpg at 56 mph)  
Fuel consumption per 100 km at constant 120 km/h: 5.6 L (42 mpg at 75 mph)  
Fuel type: Premium unleaded

#### Electrical System

Alternator: Three-phase generator 588 W  
Battery: 12 V / 12 Ah, maintenance-free

#### Power Transmission

Clutch: Centrifugal clutch  
Gearbox: CVT gearbox  
Drive: Chain drive in oil bath

#### Chassis / Brakes

Frame: Steel tube construction with aluminum die cast unit  
Front wheel location / suspension: Upside-down fork 40 mm  
Rear wheel location / suspension: Single-sided swing arm  
Suspension travel front / rear: 4.5/4.5 in. (115 mm/115 mm)  
Wheelbase: 62.6 in. (1,591 mm)  
Castor: 3.6 in. (92 mm)  
Steering head angle: 64.6 deg.  
Wheels: Aluminum cast wheels  
Rim, front: 3.50 x 15 in.  
Rim, rear: 4.50 x 15 in.  
Tires, front: 120/70 ZR 15  
Tires, rear: 160/60 ZR 15  
Brake, front: Two-rotor disc brake, diameter 10.6 in. (270 mm), 2-piston floating caliper  
Brake, rear: Single disc brake, diameter 10.6 in. (270 mm), 2-piston floating caliper  
ABS: Standard: BMW Motorrad ABS

#### Dimensions / Weights

Length: 84.8 in. (2,155 mm)  
Width (incl. mirrors): 34.5 in. (877 mm)  
Height (excl. mirrors): 54.3 in. (1,378 mm)  
Seat height, unladen weight: 31.9 in. (810 mm)  
Inner leg curve, unladen weight: 69.7 in. (1,770 mm)

---

Unladen weight, road ready, fully fuelled: 549 lb. (249 kg)  
Dry weight: 522 lb. (237 kg)  
Permitted total weight: 981 lb. (445 kg)  
Payload (with standard equipment): 432 lb. (196 kg)  
Usable tank volume: 4.2 gal. (16 L)  
Reserve: Approx. 1 gal. (4.0 L)

#### Engine

Type: 2-cylinder 4-stroke liquid-cooled engine, 4 valves per cylinder  
Bore x stroke: 79 mm x 66 mm  
Capacity: 647 cc  
Rated output: 44 kW (60 hp) at 7,500 rpm  
Max. torque: 66 Nm (49 lb./ft) at 6,000 rpm  
Compression ratio: 11.6 : 1  
Mixture control / engine management: BMS-E digital engine management  
Emission control: Closed-loop 3-way catalytic converter, emission standard EU