











x002459900 4ft2 (4.2335, USD)



Location **Minnesota**
<https://www.genclassifieds.com/x-442929-z>



Put your thoughts to this property. 554 feet of frontage and 300 plus feet deep on busy I-- 35 & hwy. 23 . Residential or Commercial. Also can be sub-divided. This is a great location right across from Banning Junction, next to the America's Best Value Inn, just west of the East Central K-12 Public School and across the road from Banning State Park. What a great location! With approx. 184,000 square feet of land this will accommodate a variety of ideas. Beautiful high ground.

| | | | | | | | | | |
|---|--|--|--|---|--|--|--|--|--|
|  <p>https://www.genclassifieds.com/x-442929-z</p> <p>x002459900 4ft2</p> |  <p>https://www.genclassifieds.com/x-442929-z</p> <p>x002459900 4ft2</p> |  <p>https://www.genclassifieds.com/x-442929-z</p> <p>x002459900 4ft2</p> |  <p>https://www.genclassifieds.com/x-442929-z</p> <p>x002459900 4ft2</p> |  <p>https://www.genclassifieds.com/x-442929-z</p> <p>x002459900 4ft2</p> |  <p>https://www.genclassifieds.com/x-442929-z</p> <p>x002459900 4ft2</p> |  <p>https://www.genclassifieds.com/x-442929-z</p> <p>x002459900 4ft2</p> |  <p>https://www.genclassifieds.com/x-442929-z</p> <p>x002459900 4ft2</p> |  <p>https://www.genclassifieds.com/x-442929-z</p> <p>x002459900 4ft2</p> |  <p>https://www.genclassifieds.com/x-442929-z</p> <p>x002459900 4ft2</p> |
|---|--|--|--|---|--|--|--|--|--|