

DR COMMERCIAL TOW



Location **Minnesota**
<https://www.genclassifieds.com/x-502214-z>

I have large acreage property and since having a stroke I can no longer make good use of this leaf - lawn vac system. U can see from photos it has been meticulously maintained, serviced and garaged. \$1500.00

DR COMMERCIAL TOW-BEHIND LEAF & LAWN VACUUM
 LLV 7.0HP E/S B&S OHV Commercial Intek I/C cast iron sleeve for extended life, dual stage air cleaner, 20 oz. oil capacity.

Electric start 17-amp battery that recharges during use... and start with the turn of key

Comes w/brand new Universal Deck Boot, fits most tractors, for fast easy hook up.

Will include \$150.00 steel Fast Track deck boot custom fit for John Deere 54" mower deck

Also hand cranking 3rd dolly wheel tow beam stand. Supports the front of machine when not connected to your tractor. Also assists in hitching to your tractor.

315 Gallon capacity

Built -in chipper grinds branches up to 2" thick



DR COMMERCIAL TOW

<https://www.genclassifieds.com/x-502214-z>



DR COMMERCIAL TOW

<https://www.genclassifieds.com/x-502214-z>




DR COMMERCIAL TOW

<https://www.genclassifieds.com/x-502214-z>




DR COMMERCIAL TOW

<https://www.genclassifieds.com/x-502214-z>




DR COMMERCIAL TOW

<https://www.genclassifieds.com/x-502214-z>




DR COMMERCIAL TOW

<https://www.genclassifieds.com/x-502214-z>



DR COMMERCIAL TOW

<https://www.genclassifieds.com/x-502214-z>



DR COMMERCIAL TOW

<https://www.genclassifieds.com/x-502214-z>



DR COMMERCIAL TOW

<https://www.genclassifieds.com/x-502214-z>



DR COMMERCIAL TOW

<https://www.genclassifieds.com/x-502214-z>

14-foot long extends to 17-foot angled for easy pickup up and down hills, and
 a 13-foot long extends to 17-foot angled for easy pickup up and down hills, and

13" diameter wheels with 2" level rolled over

Suggested steel frame support loads of up to 500 lbs

Converts to heavy-duty dump trailer.

Unique modular design

Remove back panel and use unit as a trailer for hauling firewood, stone, mulch, or building materials behind your lawn tractor. You can even use it as a flatbed trailer.

1.25" tubular steel undercarriage and 1" tubular steel tilting 60 degree bed on the Leaf Vac is built more like a heavy-duty road trailer than a cart

HUGE, 315-gallon capacity with up to 10 -to-1 reduction. That means it shreds what it vacuums. The shark-Teeth blades shred material into small pieces as it passes through the unit reducing ten bags of leaves to one! LESS UNLOADING!

Will shred and collect over 3,100 gallons of leaves before needs to be emptied!

Shark-Teeth impeller has lifetime warranty.

length 103" width 39-1/2" height 72" weight 310 lbs.