

189900 435600ft2

Location **Washington**<https://www.genclassifieds.com/x-632390-z>

\$189,900 for 10 Acre Columbia River View Property.
Nice view of the Columbia River and the ships gliding by.
10 acre plot, electric power about 200 feet from property line.

For more info., location maps, & video: http://swwaenterprises.com/land/?page_id=6

World renowned Kalama River fishing just minutes away.
http://www.fishwaterswest.com/kalama.html#U_DOLTJ15gg

Short distance to Kalama Marina and City Park with Tennis Courts, Basketball Courts, Picnic Shelters and Columbia River recreation. Don't miss this opportunity! -

Zoning allows for two acre lots.
Many large trees.
Private and gated.


Owner will consider financing with RE contract,

Will consider part trade of rental property, RV, or Auto.



189900

435600ft2




189900

435600ft2




189900

435600ft2




189900

435600ft2




189900

435600ft2



189900

435600ft2



189900

435600ft2



189900

435600ft2



189900

435600ft2



189900

435600ft2

Plenty of room for Zip Lines.

Only 15 minutes to the access point to the I-5

Only 10 miles to Kalama Marina
Only 10 miles to Kalama Marina

Marina
The Port operates a 222-slip marina and is home to a recreational facility alongside the Columbia River, which includes a scenic boardwalk and view deck beside the boat harbor, walking and biking paths, playgrounds, covered picnic shelters and the largest totem pole in the Pacific Northwest. Public beaches are a favorite for swimming, windsurfing, fishing and just relaxing

<https://www.genclassifieds.com/x-632390-z><https://www.genclassifieds.com/x-632390-z><https://www.genclassifieds.com/x-632390-z><https://www.genclassifieds.com/x-632390-z><https://www.genclassifieds.com/x-632390-z><https://www.genclassifieds.com/x-632390-z><https://www.genclassifieds.com/x-632390-z><https://www.genclassifieds.com/x-632390-z><https://www.genclassifieds.com/x-632390-z><https://www.genclassifieds.com/x-632390-z>

Only about 35 miles to PDX airport, Northeast Airport Way, Portland, OR

Note: The view from the south 10 acre plot is somewhat different from the middle 10 acre plot where the Gazebo is.

For more info., location maps, & video: http://swwaenterprises.com/land/?page_id=6

More Pics available.

A sale is now pending, but welcome any backup offers.

Key Words: investment, invest, forest, green, river, RV, Trade, movie location site, film location site

Key Words: invest, forest, green, river, RV, part Trade, river view, owner will carry contract, horse, recreation, picnic, investment, elk, eagles, deer, wildlife, park, atv. hike, walk, secluded, paradise, heavenly, panoramic, private, camp, hideaway gated, acreage, 2 acres, 5 acres, 20 acres, 30 acres, 40