

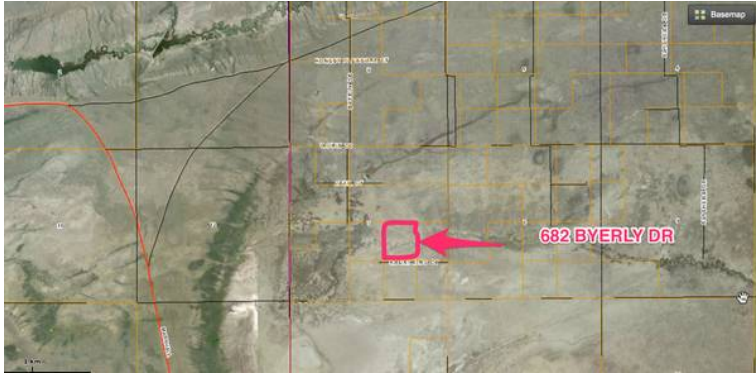
Photograph 35 Acre Property (Albany County, Wyoming)



Location

Wyoming

<https://www.genclassifieds.com/x-709750-z>



We need 20 photographs of a property in Albany County, Wyoming. The photos need to be digital. Need photos of any land characteristics and the adjacent properties. Should be a gravel road that takes you right up to the property. The property is wide open so the photos should be pretty easy to get.

The property is remote so you need to be able to navigate.

The address is 682 Byerly Dr. Medicine Bow, Wyoming 82329

The GPS Coordinates are 41.977860, -105.982430

Or

You can paste the follow into your web browser: <http://w3w.co/prefer.coder.advise>

I also have attachments to show where it is.

Upon receiving photos I will transfer \$50 to your PayPal.



Photograph 35 Acre Property
(Albany County, Wyoming)

<https://www.genclassifieds.com/x-709750-z>




Photograph 35 Acre Property
(Albany County, Wyoming)

<https://www.genclassifieds.com/x-709750-z>




Photograph 35 Acre Property
(Albany County, Wyoming)

<https://www.genclassifieds.com/x-709750-z>



Photograph 35 Acre Property
(Albany County, Wyoming)

<https://www.genclassifieds.com/x-709750-z>



Photograph 35 Acre Property
(Albany County, Wyoming)

<https://www.genclassifieds.com/x-709750-z>



Photograph 35 Acre Property
(Albany County, Wyoming)

<https://www.genclassifieds.com/x-709750-z>



Photograph 35 Acre Property
(Albany County, Wyoming)

<https://www.genclassifieds.com/x-709750-z>




Photograph 35 Acre Property
(Albany County, Wyoming)

<https://www.genclassifieds.com/x-709750-z>



Photograph 35 Acre Property
(Albany County, Wyoming)

<https://www.genclassifieds.com/x-709750-z>



Photograph 35 Acre Property
(Albany County, Wyoming)

<https://www.genclassifieds.com/x-709750-z>