

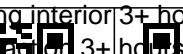






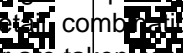







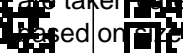





 <p>#1. Complete Exterior Detail that includes vacuuming interior 3+ hours.</p>	 <p>#2. Complete Interior Detail with shampoo & extend 3+ hours.</p>	 <p>#3. Complete Exterior & Interior detail, combined, #1 and #2.</p>	 <p>#4. Don't lie, car washes because all cars are taken care of and maintained differently so prices will vary depending on size and condition of your vehicle. Please call.</p>	 <p>#5. Car happy with pricing. We are based on car make and condition of your vehicle.</p>	 <p>#6. Some cases of extra dirty interior or exterior paint damage will take more time and cost more.</p>	 <p>#7. Prep Wash includes proper pre-washing technique starting with the wheels, tires and wheel wells. Once the wheels have been thoroughly cleaned the vehicle paint/body is then washed with Meguiars Gold Class Car Wash Shampoo & Conditioner using a microfibre wash mitt or velour soft wash brush. Once the vehicle is finished towel dried with micro fiber towels followed by compressed air to blow out all water from mirrors, handle, molding, emblems, grill, bumpers, trim lugs etc.</p>	 <p>#8. Vacuuming; Once the vehicle is completely dry I move on to the interior vacuuming of the floor, seats, mats and trunk followed by a minor wipe down of the dash,</p>
 <p>#1 EXTERIOR DETAIL</p>	 <p>#2 INTERIOR DETAIL</p>	 <p>#3 EXTERIOR & INTERIOR DETAIL</p>	 <p>#4 DON'T LIE, CAR WASHES BECAUSE ALL CARS ARE TAKEN CARE OF AND MAINTAINED DIFFERENTLY SO PRICES WILL VARY DEPENDING ON SIZE AND CONDITION OF YOUR VEHICLE. PLEASE CALL.</p>	 <p>#5 CAR HAPPY WITH PRICING. WE ARE BASED ON CAR MAKE AND CONDITION OF YOUR VEHICLE.</p>	 <p>#6 SOME CASES OF EXTRA DIRTY INTERIOR OR EXTERIOR PAINT DAMAGE WILL TAKE MORE TIME AND COST MORE.</p>	 <p>#7 PREP WASH INCLUDES PROPER PRE-WASHING TECHNIQUE STARTING WITH THE WHEELS, TIRES AND WHEEL WELLS. ONCE THE WHEELS HAVE BEEN THOROUGHLY CLEANED THE VEHICLE PAINT/BODY IS THEN WASHED WITH MEGUIARS GOLD CLASS CAR WASH SHAMPOO & CONDITIONER USING A MICROFIBRE WASH MITT OR VELOUR SOFT WASH BRUSH. ONCE THE VEHICLE IS FINISHED TOWEL DRIED WITH MICRO FIBER TOWELS FOLLOWED BY COMPRESSED AIR TO BLOW OUT ALL WATER FROM MIRRORS, HANDLE, MOLDING, EMBLEMS, GRILL, BUMPERS, TRIM LUGS ETC.</p>	 <p>#8 VACUUMING; ONCE THE VEHICLE IS COMPLETELY DRY I MOVE ON TO THE INTERIOR VACUUMING OF THE FLOOR, SEATS, MATS AND TRUNK FOLLOWED BY A MINOR Wipe DOWN OF THE DASH,</p>
 <p>#1 EXTERIOR DETAIL</p>	 <p>#2 INTERIOR DETAIL</p>	 <p>#3 EXTERIOR & INTERIOR DETAIL</p>	 <p>#4 DON'T LIE, CAR WASHES BECAUSE ALL CARS ARE TAKEN CARE OF AND MAINTAINED DIFFERENTLY SO PRICES WILL VARY DEPENDING ON SIZE AND CONDITION OF YOUR VEHICLE. PLEASE CALL.</p>	 <p>#5 CAR HAPPY WITH PRICING. WE ARE BASED ON CAR MAKE AND CONDITION OF YOUR VEHICLE.</p>	 <p>#6 SOME CASES OF EXTRA DIRTY INTERIOR OR EXTERIOR PAINT DAMAGE WILL TAKE MORE TIME AND COST MORE.</p>	 <p>#7 PREP WASH INCLUDES PROPER PRE-WASHING TECHNIQUE STARTING WITH THE WHEELS, TIRES AND WHEEL WELLS. ONCE THE WHEELS HAVE BEEN THOROUGHLY CLEANED THE VEHICLE PAINT/BODY IS THEN WASHED WITH MEGUIARS GOLD CLASS CAR WASH SHAMPOO & CONDITIONER USING A MICROFIBRE WASH MITT OR VELOUR SOFT WASH BRUSH. ONCE THE VEHICLE IS FINISHED TOWEL DRIED WITH MICRO FIBER TOWELS FOLLOWED BY COMPRESSED AIR TO BLOW OUT ALL WATER FROM MIRRORS, HANDLE, MOLDING, EMBLEMS, GRILL, BUMPERS, TRIM LUGS ETC.</p>	 <p>#8 VACUUMING; ONCE THE VEHICLE IS COMPLETELY DRY I MOVE ON TO THE INTERIOR VACUUMING OF THE FLOOR, SEATS, MATS AND TRUNK FOLLOWED BY A MINOR Wipe DOWN OF THE DASH,</p>

instrument panel and center console.

Shine & Protect; I move on to exterior paint, body, trim, emblems etc to bring out the shine and protect your vehicles paint with high quality carnauba or German synthetic polymer paint sealant depending on condition of paint or owners preference. I do not charge extra for hi-end synthetic polymer sealants as everyone else does, it is not necessary, it is an "up-sell" that others will try and charge you for.

These superior wax and sealants are like a jacket of transparent armor with sunscreen, the most important thing you can do for your vehicles paint. This jacket resists abrasion, acid rain, water spots, UV damage, oxidation, salt air, industrial pollution etc. Without this jacket you are unprotected and will eventually come into "paint failure" or clouding of the clear-coat.

All wax, glaze and sealants are always applied "by hand" with a new micro fiber applicator pad. It's my belief and experience that machines are for paint correction which I use, but wax and sealants are more evenly and thoroughly applied by hand. The wax or sealant is then buffed off by hand with small microfiber towels with special attention to small crevices, emblems, grills, seams etc.

Towards the end of you're pro service wash and wax, the exterior trim and tires are dressed to a mat (natural looking) finish with anti-fling dressing. Windows and mirrors are then cleaned with tint safe glass cleaner and chrome bumpers and rims are hand buffed to a radiant shine. Also included in every exterior or full detail: minor bug and road tar removal, door and trunk jambs cleaned.

As with all packages, I go over everything that was completed and bring up any problem areas that are not always recognizable at pre-inspection. Scratch removal or paint correction if necessary will be machine polished and may be an extra charge depending on the severity of the paint damage. Some cases of neglected, abused, or UV damaged paint may require single or dual stage paint correction.

These procedures can only be determined after a professional evaluation of the paints condition.

Sound like a lot ? it is! I don't skip corners or do mini/express details; you absolutely get what you pay for with my company.

When choosing a Professional Detailer Please understand that there is a big difference between a quick "wash and shine/mini/express detail" with "express products" and a full/complete professional Detail with top name products that are proven among the best in our industry. Product protection and effectiveness are not created equally! In most cases, a good analogy of what you are going to get in your Detail is reflected in the price you are paying and how long it will take. If it sounds like a "great deal" and only going to take an hour or 2, it's most likely going to be short of a complete Professional Detail.

#2 PRO SERVICE INTERIOR DETAIL 3+ hours

A Pro Service Interior Detail starts with removal of all unattached items from all pockets, center console, glove box, other small storage spaces and trunk (unless requested not to). These items are bagged up separately according to the space taken from which gives me access to clean "everything" and the customer the opportunity to evaluate non essential items they really don't need in their vehicle.

Thorough Vacuuming of interior seats, floor, floor mats and trunk. Even with a crevice tool, a vacuum hose will never get all of the dirt lodged under the seats unless you were to actually remove the seats first and that's not practical. I use hi pressure air in conjunction with the vacuum to get to all of the very tight places a hose won't reach.

Stains; I pre-treat and agitate any tough stains that need time (15+ minutes) for the stain remover to penetrate and break up before I use the extractor/shampoo machine.

Vinyl, plastic and rubber cleaning; Moving on to all door panels, dash, center console, knobs, levers, switches, air vents, pockets, handles, coin trays, sun visors, glove box, gearshift, steering wheel, Instrument panel, cup holders, door jams, door seals, pedals and rear shelf are carefully and thoroughly cleaned, conditioned and UV protectant applied.

Leather interior; the seats, door panels and all leather trim will be cleaned, conditioned and UV protected with top professional leather care products.

Cloth interior, seats, carpet floors, floor mats and door panels will be shampooed/agitated and extracted with a "Mytee" extractor, absolutely the best and most powerful extractor in interior Auto Detailing IMO. This is the same kind of professional shampoo/extractor that is used in your home with professional carpet cleaners.

The shampoo cleaning process; A combination of very hot water, hi lift/suction and cleaning solution is simultaneously sprayed into the interior fabric and extracted/lifted with each pass of the vacuum/solution wand.

This solution penetrates deep into the carpet fibers safely pulling out dirt, stains and odor that simple wont work with the can spray solution and towels. This fast

penetrating formula is one of the best I've used and is people and pet safe. This solution provides "stain block tm" which helps repel dirt and stains and for ease of future cleaning. It is safe for all wool, nylon, stain resistant and all other synthetic auto carpets. Some stains like tracked in red dirt, motor oil, red sodas, punch, food grease and more can sometimes actually penetrate and dye the color of the fabric and are impossible to get out 100% but stain removal extraction will still have a significant improvement.

Also included in every interior detail: door seals and jambs cleaned, Air blower to accelerate drying after shampooing/extraction.

To finish up I clean the windows with tint safe glass cleaner and do a final inspection to insure I have gone through 100% of my interior check list. As with all packages, I go over everything that was completed and bring up any problem areas that are not always recognizable at pre-inspection.

#3 PRO SERVICE INTERIOR & EXTERIOR DETAIL COMBINED, 6+ hours

A complete professional interior and exterior Detail includes all previous services.

***NOTE: A COMPLETE PRO SERVICE DETAIL CAN BE ADJUSTED IN TIME AND PRICE IF THE CUSTOMER WANTS THE INTERIOR CLEANED, CONDITIONED AND UV PROTECTED BUT DOES NOT REQUIRE SHAMPOOING OR LEATHER TREATMENT.

SPECIALTY SERVICES:

*Water Spot removal for paint, price depends on severity.

*Engine compartment degrease & Detail \$20 and up.

*Scratch/scuff removal \$25 and up.

*Convertible top cleaning and protection with 303 Aerospace or Raggtopp

*Headlight restoration \$10 - \$45 per headlight. Permanent fix with wet sanding and 2 stage polishing, not the cheap kit that lasts for 2 to 6 weeks.

*** Some additional and Specialty services are only offered with Detail packages, please call me, I would be happy to go over it with you. Please ask me about anything you don't understand or how a product or procedure will benefit your vehicle. I absolutely love to

"talk Detail" and feel it is part of my job to educate and inform my clients about what we do in the Detailing industry and how far and advanced it has become to prolong the life and appearance of your vehicles paint, plastic, rubber, vinyl, leather and more.

My intentions have always been to stand out with the best in Auto Detailing whether it be a fixed shop or mobile unit. With that said, quick details, cheap products and cutting corners would ruin my reputation among the select few that go to the extent I do.

I require shade please! A garage or carport with plenty of room to work around the car.

I will wash the vehicle outside and then will need to bring it into a shaded area for detailing. Working on hot paint, plastics, glass etc in the SUN is just bad all around for most of my procedures.

***"The bitterness of poor quality is remembered long after the sweetness of a low price has faded from memory" - Aldo Gucci, 1938

Thank you for viewing my post,

Rich, Professional Mobile Auto Detailing 729