

Microblading Class (meridian)

[hide this posting](#)[unhide](#)

Location **Idaho**
<https://www.genclassifieds.com/x-777141-z>

QR Code Link to This Post 4 Day Microblading Certification Training Class

3 days of classroom and 1 day of Homework

Location: Northwest Laser Institute Medispa 3969 E Overland Rd, Meridian, ID

\$2,900 (includes kit worth over \$500)











Prerequisite: Online blood borne pathogen class, \$25

Upcoming course dates: January 11th-13th, February 8th-10th, March 8th-10th, May 3rd-5th

Deposit: \$1000 to secure spot

visit www.boisemicroblading.com for more info

During this in-depth class, students learn how to design and sculpt beautiful eyebrows using Microblading, or 3d brows. This procedure is wildly popular and demand for the procedure is growing every day. Our students are taught how to artistically create each individual's ideal eyebrow shape and how to apply hair strokes for a natural look. The results of the procedure are beautiful eyebrows that need very little care for years to come.

| | | | | | | | | | |
|---|--|--|--|---|--|--|--|--|--|
|  <p>Each class is limited to 2 students. The first student will learn the fundamentals of the theory, techniques and procedures. During the second and third portion of the course, students will learn Microblading in a live model. Under the supervision of the instructor, this important 40-hour course will give students the fundamental and in-depth training needed to successfully Microblade. Each Microblading starter kit is included with tuition. (Worth over \$500)</p> <p>Course schedule:</p> <p>Day 1: The course homework to be done at home before class starts on drawing proper hair strokes</p> <p>Day 2: Eyebrow design, skin types proper technique, demo</p> <p>Day 3: Color theory, application method, contraindications, aftercare, begin models</p> <p>https://www.genclassifieds.com/x-77141-z</p> <p>Microblading Class (meridian)</p> <p>hide this posting</p> <p>unhide</p> |  <p>https://www.genclassifieds.com/x-77141-z</p> <p>Microblading Class (meridian)</p> <p>hide this posting</p> <p>unhide</p> |  <p>https://www.genclassifieds.com/x-77141-z</p> <p>Microblading Class (meridian)</p> <p>hide this posting</p> <p>unhide</p> |  <p>https://www.genclassifieds.com/x-77141-z</p> <p>Microblading Class (meridian)</p> <p>hide this posting</p> <p>unhide</p> |  <p>https://www.genclassifieds.com/x-77141-z</p> <p>Microblading Class (meridian)</p> <p>hide this posting</p> <p>unhide</p> |  <p>https://www.genclassifieds.com/x-77141-z</p> <p>Microblading Class (meridian)</p> <p>hide this posting</p> <p>unhide</p> |  <p>https://www.genclassifieds.com/x-77141-z</p> <p>Microblading Class (meridian)</p> <p>hide this posting</p> <p>unhide</p> |  <p>https://www.genclassifieds.com/x-77141-z</p> <p>Microblading Class (meridian)</p> <p>hide this posting</p> <p>unhide</p> |  <p>https://www.genclassifieds.com/x-77141-z</p> <p>Microblading Class (meridian)</p> <p>hide this posting</p> <p>unhide</p> |  <p>https://www.genclassifieds.com/x-77141-z</p> <p>Microblading Class (meridian)</p> <p>hide this posting</p> <p>unhide</p> |
|---|--|--|--|---|--|--|--|--|--|

Day 4: Tips on starting your microblading business, more models!

Course subjects:

Fundamentals of color theory

Skin types

Application methods

Shaping for a natural look

Student kit includes:

6 LI Aqua Tattoo Pigments

Sharps container

Blades/hand piece/measuring tools

Qtips/micro brushes/mascara wands

Numbing products

eyebrow pencils

Alcohol pads

Pigment rings

Practice skin/practice ink

Dental bibs/gloves/face mask

and!