

1989 Mallard 32 ft Motorhome (5000 USD)



Location **Nebraska**
<https://www.genclassifieds.com/x-777770-z>

QR Code Link to This Post This motor home is ready to go camping or on a road trip











We have used it almost every weekend. Everything work as it should other than on-board generator read below. It has a newer Refrigerator that works on electricity and propane and it works great on both. The guy I got it from said it was around a \$1000.00. Also the big Awning has had the fabric replaced along with the hot water heater and fresh water and city water fill tubs and the hatch on 4-11-16 witch was \$2200.00. Also has new power convertor done last year. We will still be using this camper until it sells. So if you are interested and want to see it all in use let me know we go to lovewell Lake a lot. I Also replaced the roof-top AC last weekend it is New. Bought on line with 2-year warranty. It is 15,000 BTU with the option to Add a Heat element in it. But wont need to add that due to the heater work great. Stove works good to and has A Oven (slash)microwave combo. I just had the accelerator pump worked on on the carburetor and put all new belts on I also replaced all plugs and wires as well as cap and rotor and fuel filter. Also changed oil and filter As well as transmission oil and filter has been changed. Has 2 new batteries for the camper side of thing. The Ac for the front witch is the cab AC does not work. Not sure if it just needs charged or repaired. But even on these hot days with the windows open going down the road it is pretty cool inside. Tire are good brakes are good. It has had water damage in the past that you can see in some spots in the inside. So if you are hand with paint and some panel repaired it could be fixed pretty easy. I did take all old silicon out and re silicone it all. I grinned the roof down to bare aluminum. So it should not leak for many years to come.

As far as the generator

Generator worked when I got it for about 30 minutes then it died the last people that owned it hardly ever used it so I put about a \$150 into it I bought a new circuit board and a new oil sensor but still no go it will start and run if you run a hot wire to it for some reason it will not create its own power the next thing to try to replace would be the voltage regulator box which is around \$250 but for me I just didn't see the sense in doing that when I would probably never use it either cuz I always go to places with power hookups and plus I have a generator of my own that I could use if I ever needed one but I believe it still could be fixed it ran good and everything work for 30 minutes so not sure what happened I know that particular generator is not cheap so putting a little more money into it might be a good idea if you think you'll need it a lot then I suppose you could run the AC going down the road in the roof with the generator running once you had it fixed I suppose if you took it to an RV place they'd be

able to figure out what's wrong with it right away I was just playing the guessing game because I didn't want to put a whole lot of money into that part

asking (to AC (M))

									
https://www.genclassifieds.com/x-777770-z	https://www.genclassifieds.com/x-777770-z	https://www.genclassifieds.com/x-777770-z	https://www.genclassifieds.com/x-777770-z	https://www.genclassifieds.com/x-777770-z	https://www.genclassifieds.com/x-777770-z	https://www.genclassifieds.com/x-777770-z	https://www.genclassifieds.com/x-777770-z	https://www.genclassifieds.com/x-777770-z	https://www.genclassifieds.com/x-777770-z
1989 Mallard 32 ft Motorhome	1989 Mallard 32 ft Motorhome	1989 Mallard 32 ft Motorhome	1989 Mallard 32 ft Motorhome	1989 Mallard 32 ft Motorhome	1989 Mallard 32 ft Motorhome	1989 Mallard 32 ft Motorhome	1989 Mallard 32 ft Motorhome	1989 Mallard 32 ft Motorhome	1989 Mallard 32 ft Motorhome

<https://www.genclassifieds.com/x-777770-z>