

# JERSEY CENTRAL RAILROAD CNJ CENTRAL RAILROAD OF NJ COLLECTIBLES



Location **New Jersey**  
<https://www.genclassifieds.com/x-793881-z>

QR Code Link to This Post Please read this full add, all of the items are detailed below.

I think that I may have some more Jersey Central / CNJ Railroad items, but I have not been able to find them yet.

If and when I find them, will add them to this ad, so keep checking back.

All of the items pictured are detailed and priced below.

If the item is still pictured in this ad, then it is still available.











Send me a message if you want me to show you the other railroad and train items that I have listed on ads in Craigs List right now.

I will also be posting separate ads for HO Trains, Diecast and Other Vehicles, Railroad Books, Railroad Magazines and Other Railroad Collectibles, as I un-pack them from my storage boxes, and as I have time to take pictures of them.

If you are interested in a particular railroad, just let me know which one(s), and I will let you know if I find anything that I think you might be interested in.

Item 1 - Central Railroad of New Jersey Ashtray - \$130.00

=====

 <p>JERSEY CENTRAL RAILROAD CNJ OF NJ COLLECTIBLES</p> <p><a href="https://www.genclassifieds.com/x-793881-z">https://www.genclassifieds.com/x-793881-z</a></p>	 <p>JERSEY CENTRAL RAILROAD CNJ OF NJ COLLECTIBLES</p> <p><a href="https://www.genclassifieds.com/x-793881-z">https://www.genclassifieds.com/x-793881-z</a></p>	 <p>JERSEY CENTRAL RAILROAD CNJ OF NJ COLLECTIBLES</p> <p><a href="https://www.genclassifieds.com/x-793881-z">https://www.genclassifieds.com/x-793881-z</a></p>	 <p>JERSEY CENTRAL RAILROAD CNJ OF NJ COLLECTIBLES</p> <p><a href="https://www.genclassifieds.com/x-793881-z">https://www.genclassifieds.com/x-793881-z</a></p>	 <p>JERSEY CENTRAL RAILROAD CNJ OF NJ COLLECTIBLES</p> <p><a href="https://www.genclassifieds.com/x-793881-z">https://www.genclassifieds.com/x-793881-z</a></p>	 <p>JERSEY CENTRAL RAILROAD CNJ OF NJ COLLECTIBLES</p> <p><a href="https://www.genclassifieds.com/x-793881-z">https://www.genclassifieds.com/x-793881-z</a></p>	 <p>JERSEY CENTRAL RAILROAD CNJ OF NJ COLLECTIBLES</p> <p><a href="https://www.genclassifieds.com/x-793881-z">https://www.genclassifieds.com/x-793881-z</a></p>	 <p>JERSEY CENTRAL RAILROAD CNJ OF NJ COLLECTIBLES</p> <p><a href="https://www.genclassifieds.com/x-793881-z">https://www.genclassifieds.com/x-793881-z</a></p>	 <p>JERSEY CENTRAL RAILROAD CNJ OF NJ COLLECTIBLES</p> <p><a href="https://www.genclassifieds.com/x-793881-z">https://www.genclassifieds.com/x-793881-z</a></p>	 <p>JERSEY CENTRAL RAILROAD CNJ OF NJ COLLECTIBLES</p> <p><a href="https://www.genclassifieds.com/x-793881-z">https://www.genclassifieds.com/x-793881-z</a></p>
---	--	--	--	---	--	--	--	--	--

I bought this ashtray at a train show. The earliest I could find it had in my storage box. My wife the

do not know the history of this ashtray before.

I do not understand the difference between ceramic and porcelain, so I cannot tell you what kind of material it is made of.

I could not find a similar type of ashtray on the internet.

Measures approximately 6 1/4" Wide turned over, which is the widest part, x 1 3/8" High.

The flat bottom part of the ashtray about 1/8" thick at the 2 round holes.

---

This ashtray weighs almost 1 pound 3 ounces.

Condition Flaws that I can see:

There are ( 4 ) hairline cracks on the top of the ashtray, as seen in the pictures.

There are ( 2 ) small chips on the left side of the top of the ashtray, as seen in the pictures.

There is ( 1 ) small chip on the bottom of the right side of the ashtray, as seen in the pictures.

There are ( 3 ) hairline cracks in one corner of the bottom of the ashtray .... and there is a small chip in that same corner, as seen in the pictures

Item 2 - ( Jersey Central ) ~ CNJ ~ Alco RSD-4's with Coal Train ~ Mountain Top, PA ~1952

=====  
Price = \$5.50

This is a page from a book that I cut up into individual pages.

See detailed description of condition below.

The title of this Item is a brief summary of the scene description that was printed on the page before this page in the book that I cut up.

I framed my favorite scene pages in the book, and I am selling the rest of the pages in the book individually.

These pages measure approximately:

9 1/16" High x 12" Wide, including the white borders.

The white borders measure approximately:

9/16" on the Top  
7/16" on the Bottom  
1/2" on the Left  
1/2" on the Right

The art scene itself measures approximately:

---

8" High x 11" Wide

If you cut down the size of these pages to 8 1/2" high X 11" wide, they would then fit inside of standard "Document Frames" which are sold in retail stores like K-Mart, Staples, and Office Depot for a few dollars each.

Or, you can cut the page down to 8" x 10" to fit in that size frame too.

I am not an expert on types of paper, but I can tell you that these pages are printed on a heavy, glossy kind of paper.

Detailed description of condition:

Important Note #1: There is a very light stain on the top white border. It is to the left of the center of this Book Page. There is a very light stain on the bottom right corner of the bottom white border of this Book Page. There is a very light stain on the bottom left corner of the reverse side of this Book Page.

Important Note #2: There is a semi-circle paper flaw / crease in the top left corner of the white border, as seen in the second picture.

Important Note #3: There is a small indentation on the bottom left corner of the white border.

Important Note #4: When held at an angle, there is a large, semi-circle indentation in the upper left part of the Book Page that seem to be a flaw in the paper. As you can see in the pictures, when the Book Page is pressed against the glass top of my flatbed scanner, the visual effect of that indentation is minimal. The same will probably be true when you press the Book Page against the glass of the picture frame that you will use to frame this Book Page.

Important Note #5: There is some slight "yellowing" of the white border which is typical of how white paper ages.

Important Note #6: This item is too wide and too high to fit inside of a Document Frame. See detailed measurements below.

Important Note #7: This item is too wide and too high to fit on top of my flatbed scanner, so I had to scan it in 4 parts.

Important Note #8: A dark pink piece of paper was placed behind this Book Page so that you could see the ( 4 ) white borders better.

Item 3 - ( Jersey Central ) ~ CNJ ~ GP-40 w Passenger Train ~ Asbury NJ ~ 1974 ~

=====  
Price = \$2.50

This is a Calendar Page from a 1976 Calendar.

NOTE: A large colored envelope was placed behind this calendar page to show you the center hole at the top of the calendar page, as well as the spiral holes, if any, at the bottom of the calendar page.

---

Scene Title: It is 1:30 in the afternoon as CNJ westbound train 5713 rounds a curve west of Ludlow-Asbury, N.J., 12 miles from its destination, Phillipsburg, N.J. Trailing GP40 3677 are 11 coaches, most of them empty. The date is June 14, 1974, one month after Newark-Phillipsburg service was restored.

This calendar page measures approximately 8 5/8" high X 11" wide, including the holes for the original plastic spiral binding.

These are best framed in what are called "Document Frames" which are sold in retail stores like K-Mart, Staples, and Office Depot for a few dollars each.

Or, you can cut the calendar page down to 8" x 10" to fit in that size frame too.

I am not an expert on types of paper, but I can tell you that this calendar page is printed on a flat, light cardboard type of paper, that has the thickness of a few sheets of copy paper.

Item 4 - ( Jersey Central ) ~ CNJ ~ GP-7 & SD-35 near Raritan, NJ

=====

Price = \$2.50

NOTE: A large colored envelope was placed behind this calendar page to show you the center hole at the top of the calendar page, as well as the spiral holes, if any, at the bottom of the calendar page.

This is a 1976 Calendar Page from a 1976 Calendar

Scene Title: Jersey Central symbol freight LE-2, behind GP-7 1520 and SD-35 2508, nears Raritan, N.J., on March 26, 1975, en route from Lake Hopatcong Jct. to Elizabethport, N.J. The CNJ owns 13 GP7's ( 1520 - 1532 ) and 12 SD35's ( 2501 - 2512 ).

This calendar page measures approximately 8 5/8" high X 11" wide, including the holes for the original plastic spiral binding.

These are best framed in what are called "Document Frames" which are sold in retail stores like K-Mart, Staples, and Office Depot for a few dollars each.

Or, you can cut the calendar page down to 8" x 10" to fit in that size frame too.

I am not an expert on types of paper, but I can tell you that this calendar page is printed on a flat, light cardboard type of paper, that has the thickness of a few sheets of copy paper.

Item 5 - Northeast Railroad Scene - Volume 5 - Jersey Central - Out Of Print Book - 1980

=====

Price = \$13.00

---

Title: The Northeast Railroad Scene - Vol. 5 - The Jersey Central

Author: Bob Pennisi

Softcover

Approximate Size: 11" wide X 8 1/2" tall

64 Pages

Published by: Railroad Avenue Enterprises

Copyright Date: 1980

Condition: Used. Some scuff marks and soiling on the Front Cover and the Back Cover. A small amount of paper peel at the very top of the spine and at the very bottom of the spine.

Approximately 115 black & white photos

Very powerful book of memories of the Jersey Central Railroad before it became part of Conrail on April 1, 1976.